

N32G455xB/xC/xE

Product Brief

N32G455 series uses a 32-bit ARM Cortex-M4 core with a maximum operating frequency of 144MHz, supporting floating point unit and DSP instructions, integrating up to 512KB Flash, 144KB SRAM, and built-in four 12bit 5Msps ADC, four independent rail-to-rail operational amplifiers, seven high-speed comparators, two 1Msps 12bit DAC, integrated multi-channel U(S)ART, I2C, SPI, QSPI, USB, CAN, SDIO communication interface, Built-in cryptographic algorithm hardware acceleration engine

Main features

- **CPU core**
 - 32-bit ARM Cortex-M4 core + FPU, single-cycle hardware multiply and divide instructions, support DSP instructions and MPU
 - Built-in 8KB instruction Cache, support Flash acceleration unit execution program 0 wait
 - Run up to 144MHz, 180DMIPS
- **Memories**
 - Up to 512KByte embedded Flash memory, support encrypted storage, partition management and data protection, support hardware ECC verification, 100,000 erasing times, 10 years data retention
 - 144KByte embedded SRAM (including 16KByte Retention RAM), supporting hardware parity check
- **High-performance analog interface**
 - 4x 12bit 5Msps high-speed ADCs, available in 12/10/8/6 bit mode, sampling rate up to 9Msps in 6bit mode and up to 38 external single-ended input channels, supporting differential mode
 - 4x rail-to-rail operational amplifiers with built-in programmable gain amplification up to 32 times
 - Up to 7x high-speed analog comparators with built-in 64 level adjustable comparison datum
 - 2x 12bit DAC, sampling rate 1Msps
 - Support external input independent reference voltage source
 - All analog interfaces support full voltage from 1.8 to 3.6V
- **Clock**
 - 4MHz~32MHz external high-speed crystal
 - 32.768KHz external low-speed crystal
 - Internal high-speed RC 8MHz
 - Internal low-speed RC 40KHz
 - Built-in high-speed PLL
 - Supports one-way clock output, which can be configured with system clock, HSE, HSI, or PLL frequency division output
- **Reset**
 - Supports power on, power down, brown-out and external pin reset

- Support watchdog reset, software reset
- **Up to 80 GPIOs with multiplexing function. The maximum flip speed is 50MHz. Most GPIO supports 5V voltage resistance.**
- **Communication interface**
 - 7x U(S)ART interfaces with speeds up to 4.5Mbps, including 3x USART interfaces (supporting ISO7816, IrDA, LIN) and 4x UART interfaces
 - 3x SPI interfaces with speeds up to 36MHz, two of which support I2S
 - 1x QSPI interface with speeds up to 144Mbps
 - 4x I2C interfaces with speeds up to 1MHz, which can be configured in master/slave mode and support dual address response in slave mode
 - 1x USB2.0 Full Speed Device port
 - 2x CAN 2.0B bus interfaces
 - 1x SDIO interface, supporting SD/MMC format
- **2x high-speed DMA controllers, each controller supports 8 channels, channel source address and destination address can be arbitrarily configurable**
- **RTC real-time clock, support leap year perpetual calendar, alarm clock event, periodic wake up, support internal and external clock calibration**
- **Timing counter**
 - 2x 16bit advanced timer counters, support input capture, complementary output, orthogonal coding input and other functions, the highest control accuracy of 6.9ns; Each timer has four independent channels, three of which support 6 complementary PWM output
 - 4x 16bit general timer counters, each timer has four independent channels, support input capture/output comparison /PWM output
 - 2x 16bit basic timer counters
 - 1x 24bit SysTick
 - 1x 7bit Window Watchdog (WWDG)
 - 1x 12bit Independent Watchdog (IWDG)
- **Programming mode**
 - Support SWD/JTAG online debugging interface
 - Support UART and USB Bootloader
- **Security features**
 - Built-in cryptographic algorithm hardware acceleration engine
 - Supports AES, DES, SHA, SM1, SM3, SM4, SM7, and MD5 algorithms
 - Flash Storage encryption, Multi-user Partition Management (MMU)
 - TRNG true random number generator

- CRC16/32 operation
- Support write protection (WRP), multiple read protection (RDP) levels (L0/L1/L2)
- Support security startup, program encryption download, security updates
- Support clock failure detection, anti-disassembly detection

- **96-bit UID and 128-bit UCID**

- **Working conditions**

- Operating voltage range: 1.8V~3.6V
- Operating temperature range: -40°C ~ 105°C
- ESD: ±4KV (HBM model), ±1KV (CDM model)

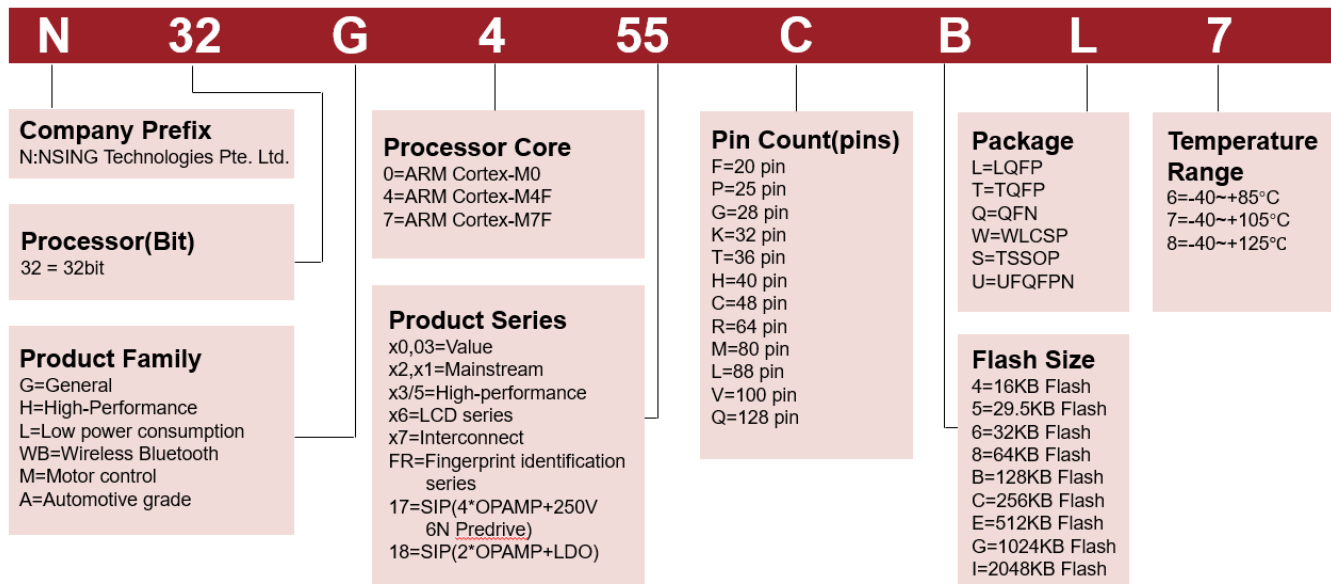
- **Package**

- LQFP64(10mm x 10mm)
- LQFP80(12mm x 12mm)
- LQFP100(14mm x 14mm)
- LQFP128(14mm x 14mm)

- **Order model**

Series	Model
N32G455xB	N32G455CBL7,N32G455RBL7,N32G455MBL7,N32G455VBL7
N32G455xC	N32G455CCL7,N32G455RCL7,N32G455MCL7,N32G455VCL7
N32G455xE	N32G455CEQ7,N32G455REL7,N32G455MEL7,N32G455VEL7

1 Naming Convention



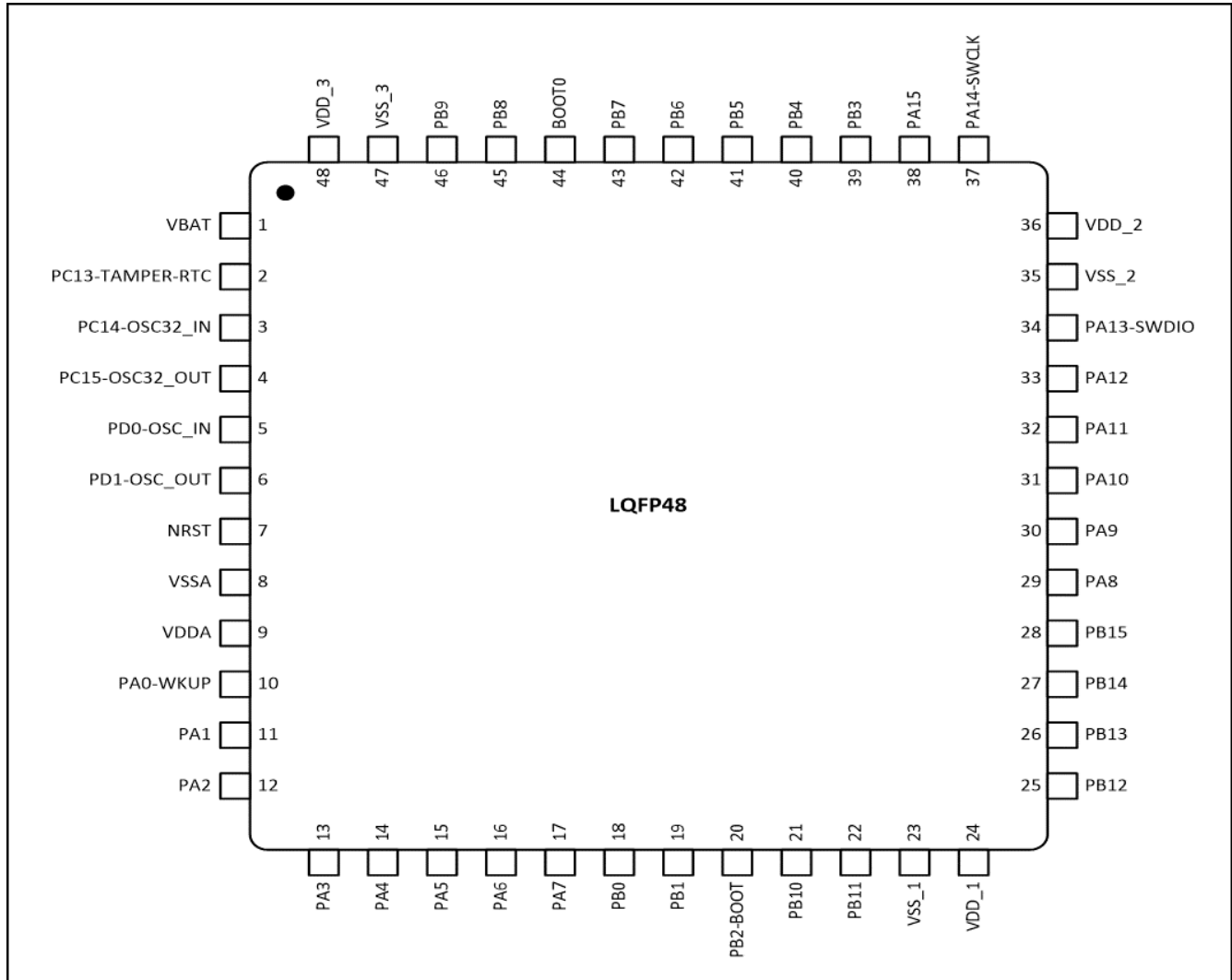
2 Product Configuration

Device type		N32G455CB/C/E			N32G455RB/C/E			N32G455MB/C/E			N32G455VB/C/E		
Flash size (KB)		128	256	512	128	256	512	128	256	512	128	256	512
SRAM size (KB)		80	144	144	80	144	144	80	144	144	80	144	144
CPU frequency		ARM Cortex-M4 @144MHz,180DMIPS											
Work environment		1.8~3.6V/-40~105℃											
Timer	General	4											
	Advanced	2											
	Basic	2											
Communication Interface	SPI	3											
	I2S	2											
	QSPI	Only Single Wire	1										
	I2C	3			4								
	USART	3											
	UART	3	4	4									
	USB	1	No	1									
	CAN	2											
	SDIO	No	1										
GPIO		37	42	51			65			80			
DMA		2											
Number of Channels		16Channel											
12bit ADC		4			4			4			4		
Number of channels		16Channel			22Channel			33Channel			38Channel		
12bit DAC		2											
Number of channels		2Channel											
OPA/COMP		4/5	4/7	4/7			4/7			4/7			
Algorithm support		DES/3DES、AES、SHA1/SHA224/SHA256、SM1、SM3、SM4、SM7、MD5、CRC16/CRC32、TRNG											
Security protection		Read/write protection (RDP/WRP) , storage encryption, partition protection, secure startup											
Package		LQFP48	QFN48	LQFP64			LQFP80			LQFP100			

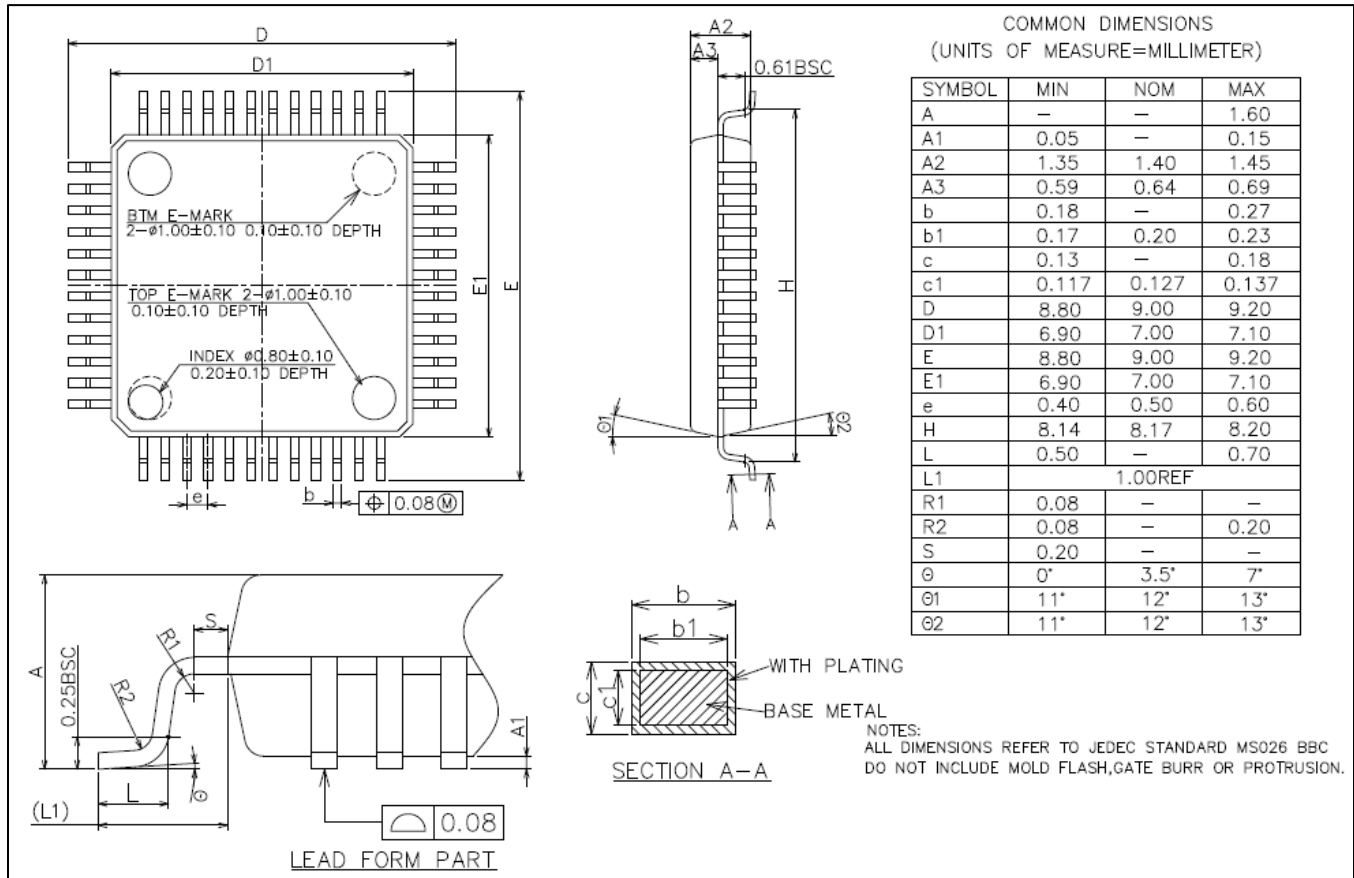
3 Package

3.1 LQFP48 Package

3.2 LQFP48 Pin Assignment

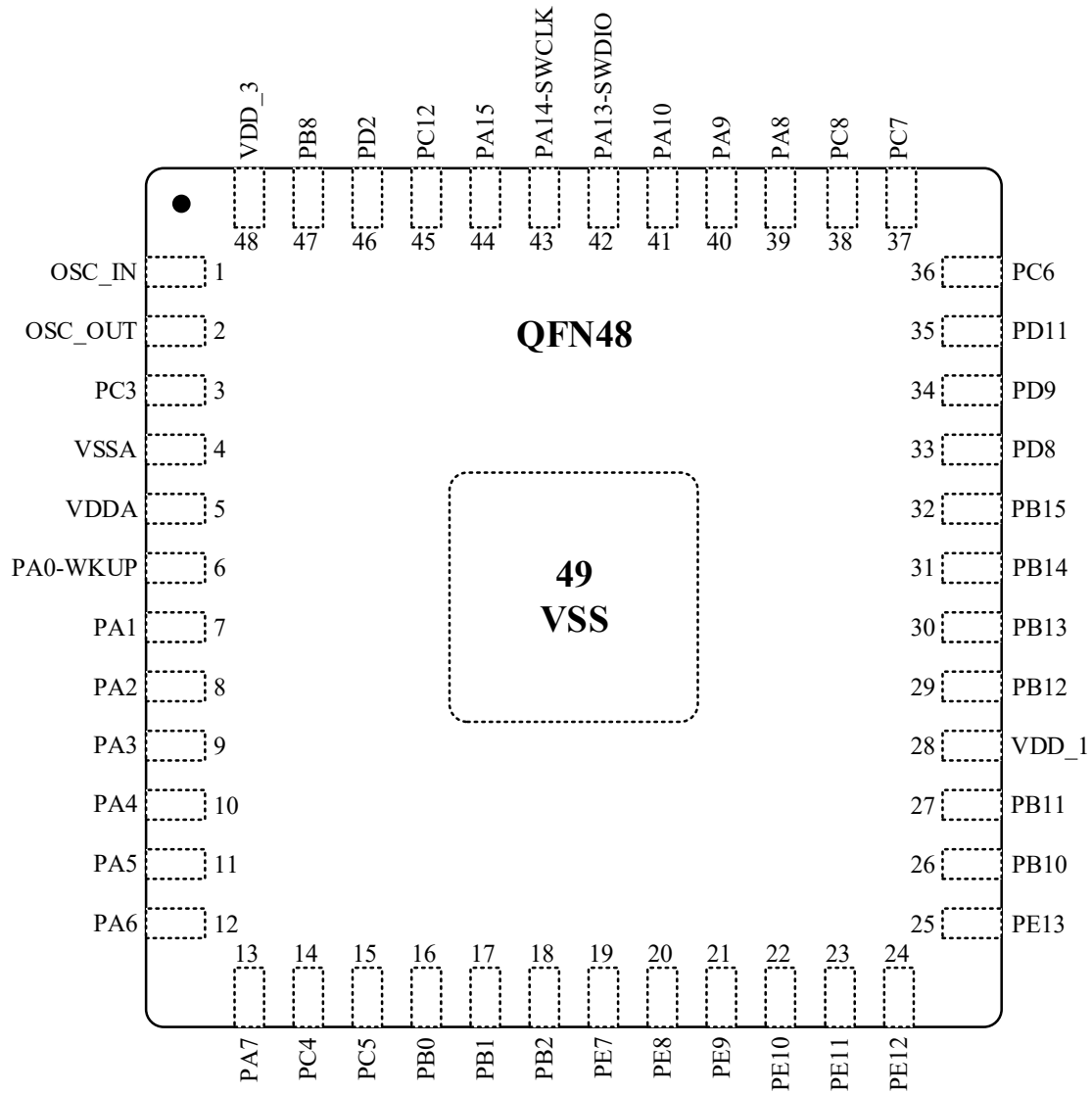


3.2.1 LQFP48 Package Dimensions

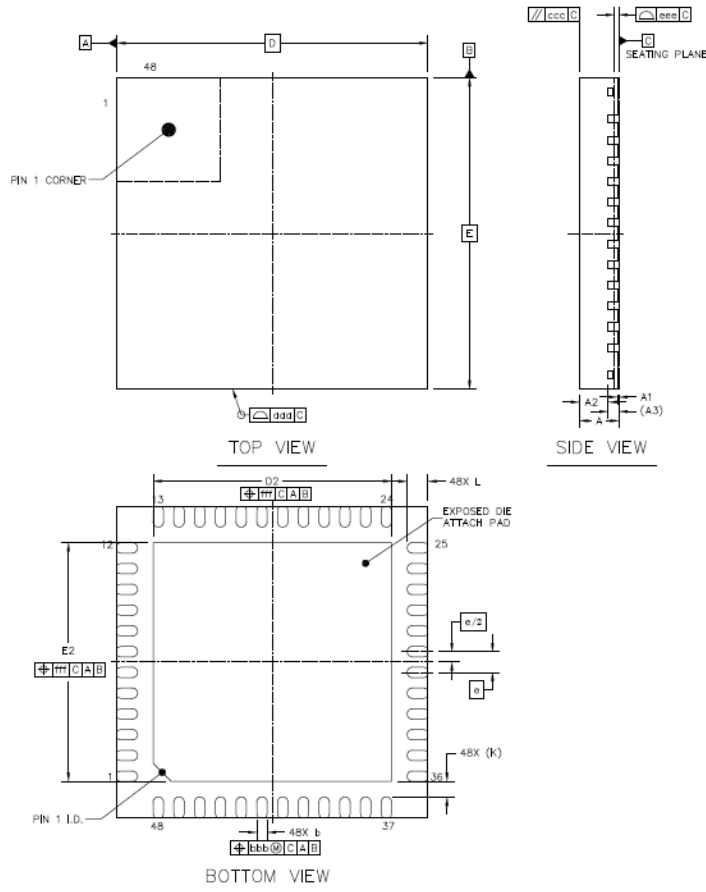


3.3 QFN48 Package

3.4 QFN48 pin Assignment



3.4.1 QFN48 Package Dimensions

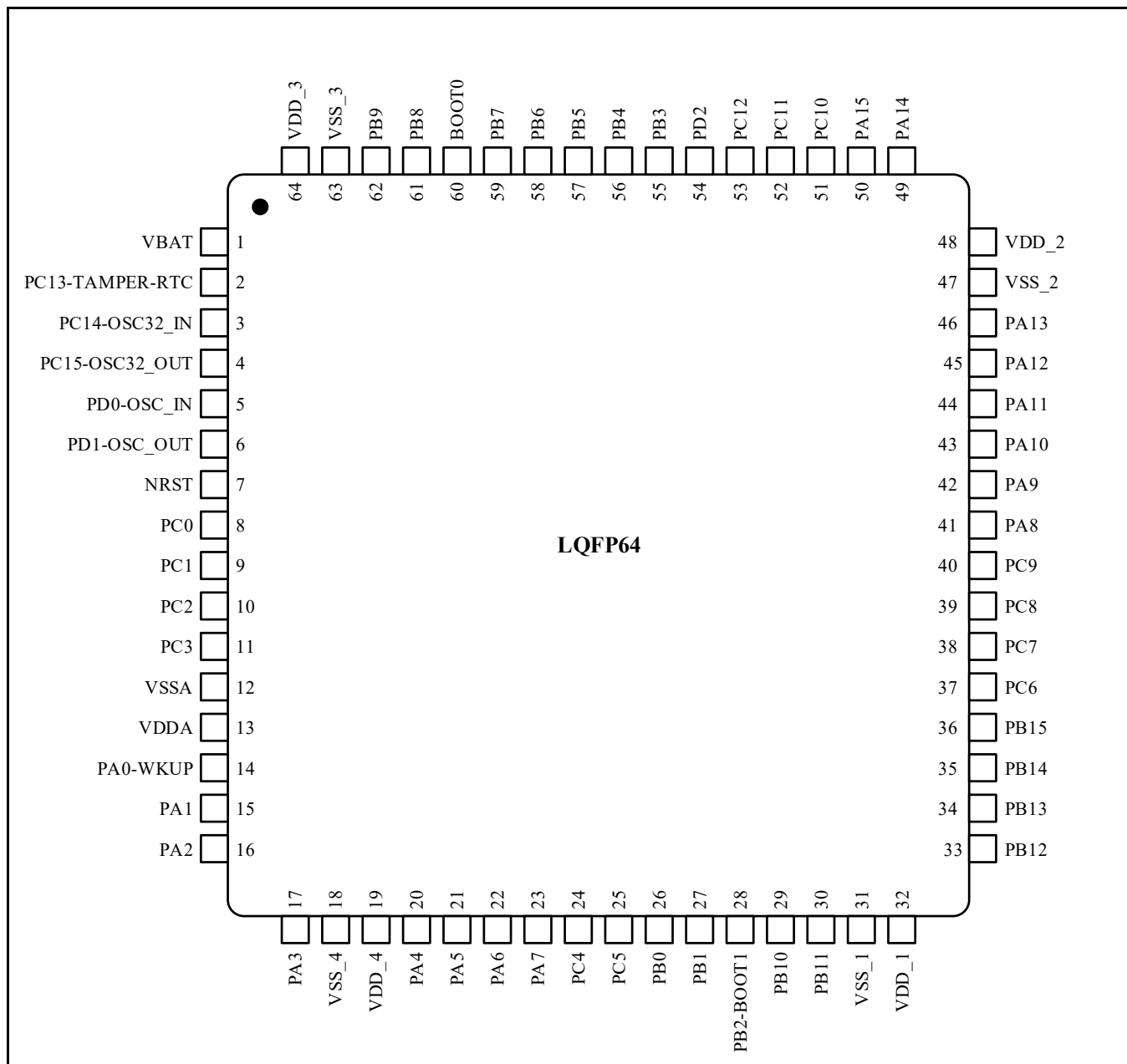


	SYMBOL	MIN	NOM	MAX
TOTAL THICKNESS	A	0.7	0.75	0.8
STAND OFF	A1	0	0.02	0.05
MOLD THICKNESS	A2	----	0.55	----
L/F THICKNESS	A3	0.203 REF		
LEAD WIDTH	b	0.15	0.2	0.25
BODY SIZE	X	6 BSC		
	Y	6 BSC		
LEAD PITCH	e	0.4 BSC		
EP SIZE	X	D2	4.5	4.6
	Y	E2	4.5	4.6
LEAD LENGTH	L	0.3	0.4	0.5
LEAD TIP TO EXPOSED PAD EDGE	K	0.3 REF		
PACKAGE EDGE TOLERANCE	aaa	0.1		
MOLD FLATNESS	ccc	0.1		
COPLANARITY	eee	0.08		
LEAD OFFSET	bbb	0.07		
EXPOSED PAD OFFSET	fff	0.1		

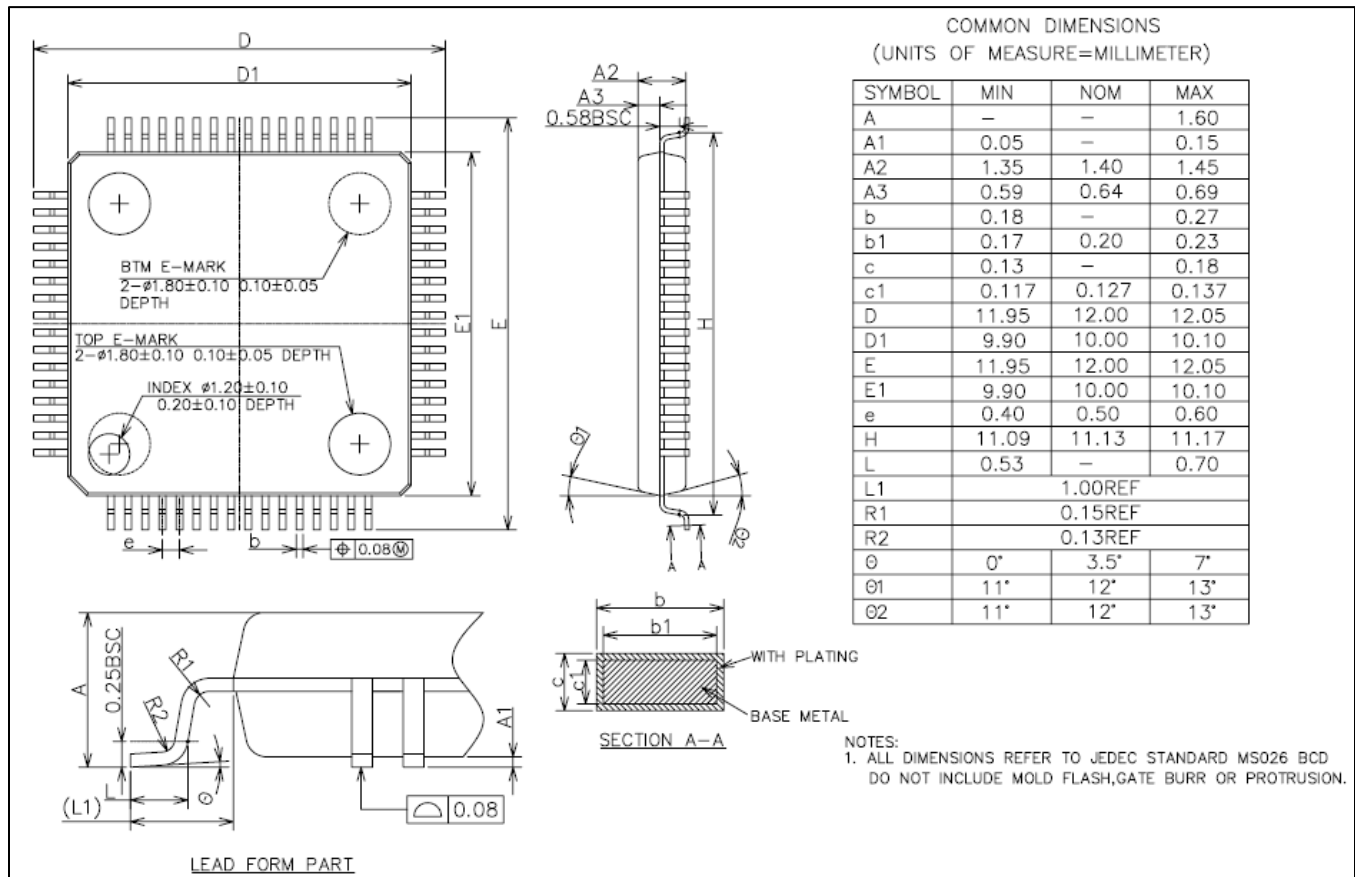
NOTES
 1. REFER TO JEDEC MO-220;
 2. COPLANARITY APPLIES TO LEADS, CORNER LEADS AND DIE ATTACH PAD;
 3. BAH TO USE THE LEVEL 1 ENVIRONMENT-RELATED SUBSTANCES;
 4. FINISH: Cu/EP *Sn8~20s

3.5 LQFP64 Package

3.5.1 LQFP64 Pin Dimensions




3.5.2 LQFP64 Package Dimension

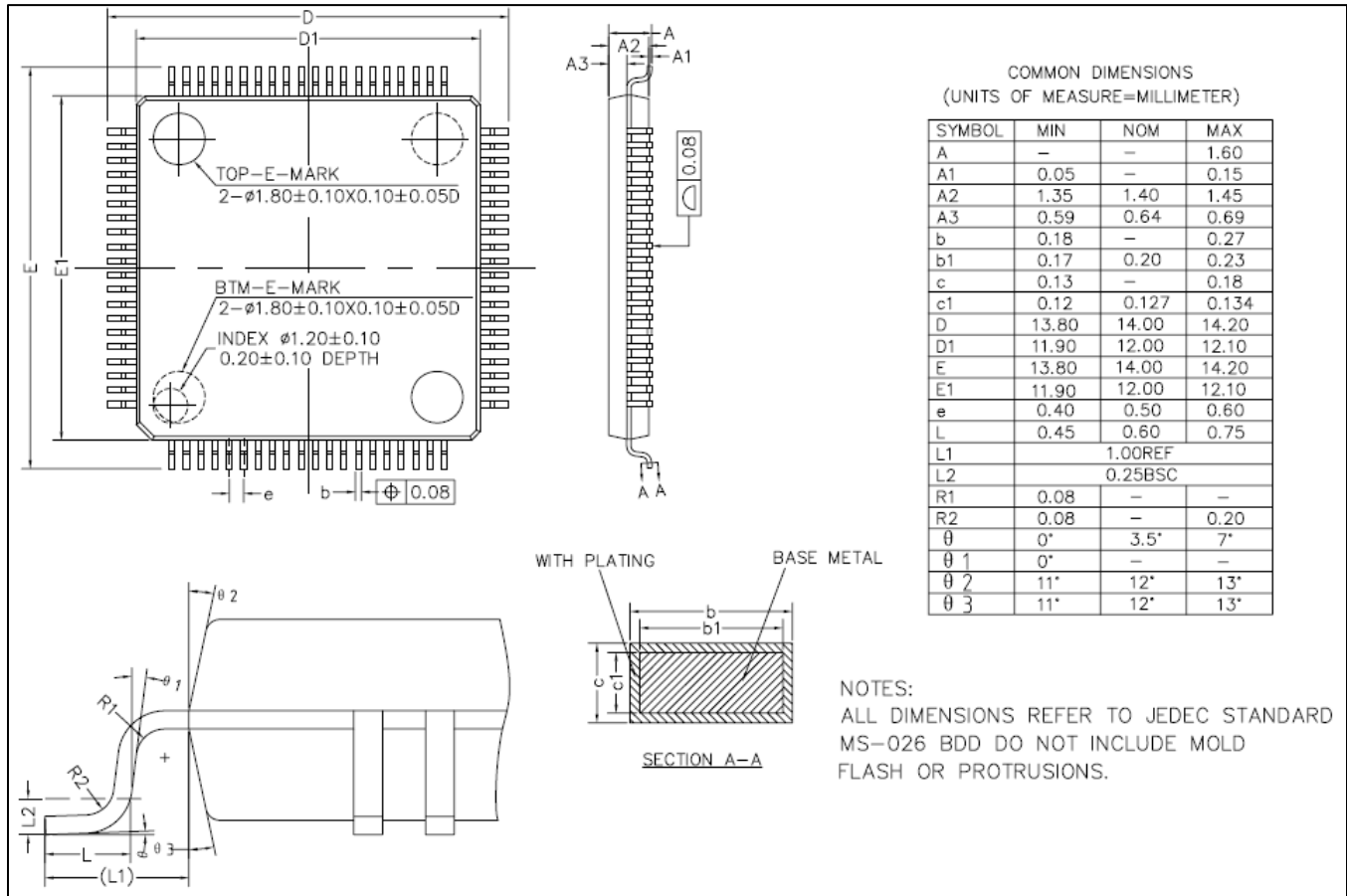


3.6 LQFP80 Package

3.6.1 LQFP80 Pin Dimensions

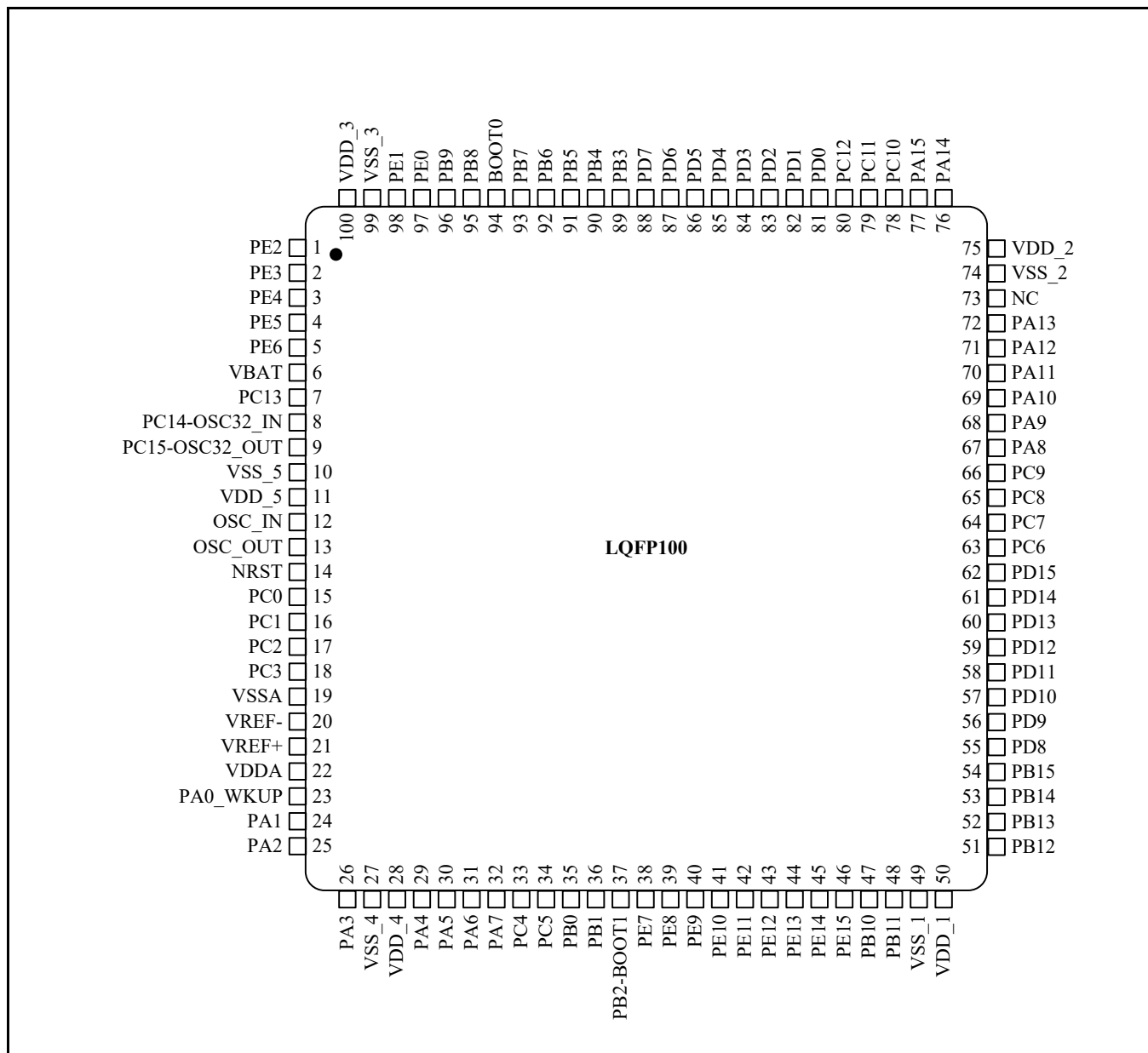


3.6.2 LQFP80 Package Dimensions

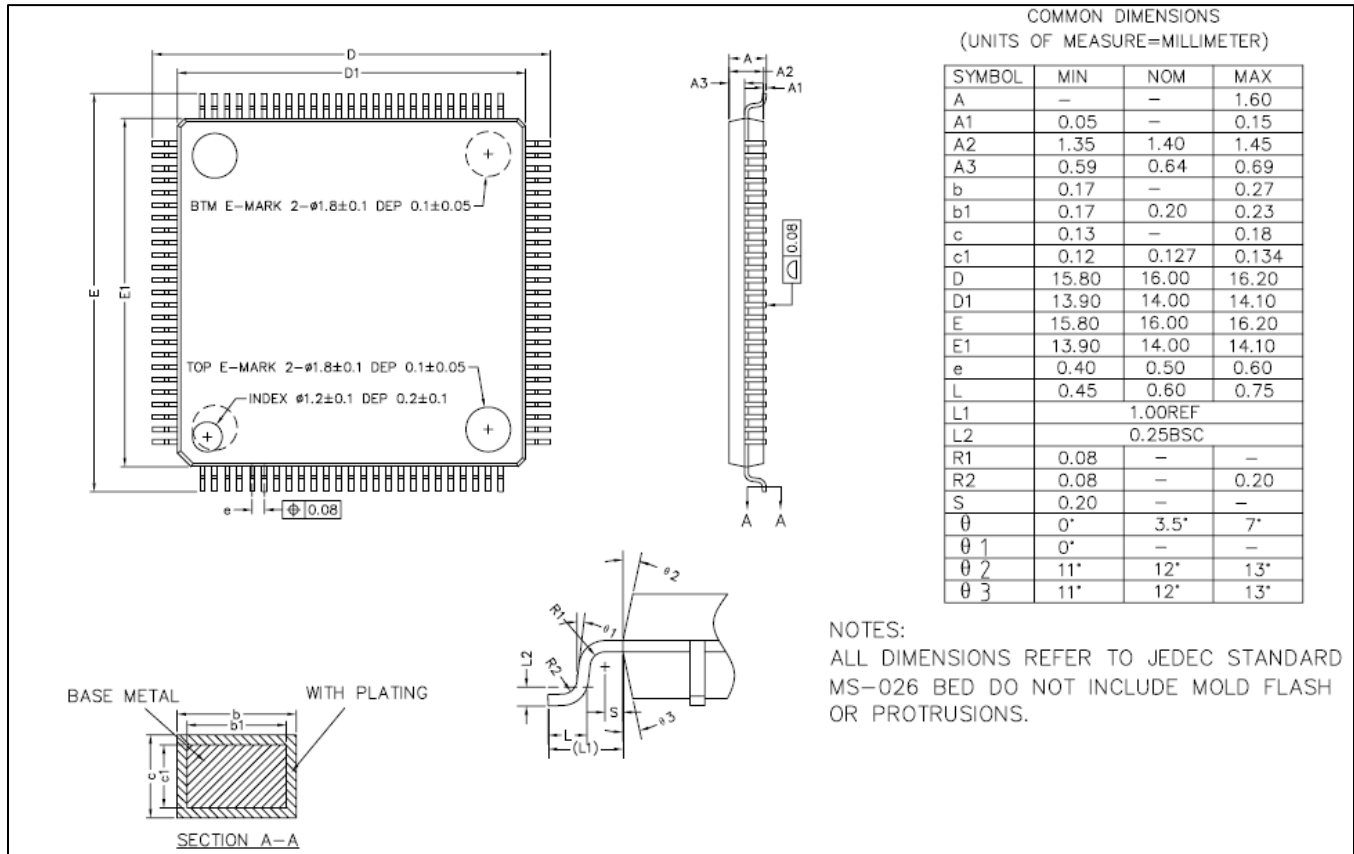


3.7 LQFP100 Package

3.7.1 LQFP100 Pin Assignment



3.7.2 LQFP100 Package Dimensions



4 Version History

Version	The date	Changes
V1.0	2020.02.12	Initial version
V1.0.1	2020.11.10	<ol style="list-style-type: none">1. Modify 3.2.1 pinout diagram2. Added QFN48 package3. Added N32G455CEQ7 model
V1.1	2022.04.26	<ol style="list-style-type: none">1. Updated QFN48 package size2. Delete SDIO eMMC format3. Modified reset description in Key features

5 Disclaimer

This document is the exclusive property of NSING TECHNOLOGIES PTE. LTD. (Hereinafter referred to as NSING). This document, and the product of NSING described herein (Hereinafter referred to as the Product) are owned by NSING under the laws and treaties of Republic of Singapore and other applicable jurisdictions worldwide. The intellectual properties of the product belong to Nations Technologies Inc. and Nations Technologies Inc. does not grant any third party any license under its patents, copyrights, trademarks, or other intellectual property rights. Names and brands of third party may be mentioned or referred thereto (if any) for identification purposes only. NSING reserves the right to make changes, corrections, enhancements, modifications, and improvements to this document at any time without notice. Please contact NSING and obtain the latest version of this document before placing orders. Although NATIONS has attempted to provide accurate and reliable information, NATIONS assumes no responsibility for the accuracy and reliability of this document. It is the responsibility of the user of this document to properly design, program, and test the functionality and safety of any application made of this information and any resulting product. In no event shall NATIONS be liable for any direct, indirect, incidental, special, exemplary, or consequential damages arising in any way out of the use of this document or the Product.

NATIONS Products are neither intended nor warranted for usage in systems or equipment, any malfunction or failure of which may cause loss of human life, bodily injury or severe property damage. Such applications are deemed, 'Insecure Usage'. Insecure usage includes, but is not limited to: equipment for surgical implementation, atomic energy control instruments, airplane or spaceship instruments, all types of safety devices, and other applications intended to supporter sustain life. All Insecure Usage shall be made at user's risk. User shall indemnify NATIONS and hold NATIONS harmless from and against all claims, costs, damages, and other liabilities, arising from or related to any customer's Insecure Usage Any express or implied warranty with regard to this document or the Product, including, but not limited to. The warranties of merchantability, fitness for a particular purpose and non-infringement are disclaimed to the fullest extent permitted by law. Unless otherwise explicitly permitted by NATIONS, anyone may not use, duplicate, modify, transcribe or otherwise distribute this document for any purposes, in whole or in part.